




Neal Elias



Miscellaneous Folds - 1

Neal Elias's Miscellaneous Folds I
Edited by Dave Venables

Copyright 1990 Neal Elias and Dave Venables

First Published by The British Origami Society September 1990
BOS Booklet 34

Dedicated to Michelle and Nicole
Grandchildren of Neal and Betty Elias
for the joy they have so freely given

With thanks to Max Hulme and Pete Ford for their help.

No part of this publication may be reproduced, stored in a retrieval system, or transmitted in any form or by means, electronic, mechanical, photocopying, recording or otherwise without prior written permission of the British Origami Society and the copyright holders.

Contents

<i>Introduction</i>	<i>i</i>
<i>Explanatory notes</i>	<i>ii</i>
George Rhoads Base	1
Baboon	2
Scottie	3
George Washington	4
Adolfo Cerceda's Bear Base	5
Tiger	6
Aunt Jemima	8
The British are Coming!	9
* Santa	10
Angel	11
Sleeping it Off	12
Sleeping it Off 2	13
Elephant	14
Buddha	15
Mary and Child - 2	16
Grand Piano	17
Beethoven Plays Beethoven	19
Beethoven Plays Beethoven 2	20
Upright Piano	22
Love Seat	24
Rodins Thinker 2	26
Horse	27
Dromedary	28
Magi	30
Giraffe	31
Elephant Revised	33
Bear	35
Lion	36
Lady Godiva	37
Alligator	38
Bird man (Babylonian Mythology)	40
J.C. Superstar	41
Mare and Colt	44
Horse 3	46
Horse	47
Index	49
BOS Publications	50

* by Fred Rohm

This booklet is the first of three selections taken from the complete works of Neal Elias.

I would strongly advise that for the advanced models you use a large piece of paper and pre-crease into squares as indicated in the top right of the diagram. Odd shaped rectangles are best formed by creasing into squares then removing rows of squares to give the final dimensions e.g. for a rectangle requiring a 8 x 18 precreased grid you should start with a 3 x 1 rectangle, divide into eighths along its width and 24 (3 x 8) along its length. Finally remove 6 columns of creased squares to finish with the desired rectangle.

Paper laminated foil is the material favoured by Neal and for some models is almost essential. I obtain my stocks either through the BOS Supplies or in rolls sold as gift wrap. I have found Christmas to be the best time for obtaining rolls with large card shops being the most likely source but beware some papers marked as being foil may turn out to be lacquered paper or even worse thin illuminated plastic. Neither of these papers are suitable for the work here and with the plastic it is even difficult to wrap a gift due to its spring!

Neal's diagrams are recorded in simple notebooks and were only ever intended as a personal record and not for publication. I think you'll agree however that the diagramming standard is excellent and, rarely inaccurate. A sort of diagramming shorthand is employed condensing the steps down to a minimum, often cross referencing and even showing several stages in one drawing. In the later models Neal abandons the traditional valley and mountain symbols in preference for dots to represent valley and dashes for mountain folds, the notation otherwise is fairly standard. All this may take a little getting used to but be assured that the necessary information is there. Consider it a challenge and you'll find the deciphering to be as much fun as the folding.

Neal still retains an interest in Origami although his creative talents have been turned towards computers (Sinclair and I.B.M.). He is still waiting for that 'spark' which will inspire him. Dave Brill came close with his two piece ship in a bottle and Neal visualised a goldfish in a bowl, a ship in a bottle, a bird in a cage - all folded from a single piece made up from acetate attached to foil. This led to a few experiments but, alas, was not quite enough to get him started again.

I am already working on a facsimile of the complete works of Neal Elias to be published by the British Origami Society in 1991/92. It will contain over 600 models, span a massive 700+ pages and will include a full biography and source reference. Contained in three hardback volumes the work will be a numbered limited edition signed by Neal himself. A treat is in store.

*Dave Venables
July 1990*

Explanatory Notes

..... = Valley fold in later models
----- = Mountain fold in later models

Dollar Bill = Rectangle proportioned 3 x 7

Title and initials.

Grand Piano NE 12/67 = Grand Piano by Neal Elias - Created December 1967

Initials found at the bottom corner of many of the diagrams indicate to whom models were sent.

AC Adolfo Cerceda
AG Alice Gray
Dr B unknown
DV Dave Venables
EM Emanuel Mooser
FMcN Francis McNaul
FR Fred Rohm
HW Harry Weiss
IW Iris Walker
JN John Nordquist
JS Jessie Seto
JS John S. Smith
LM Ligia Montoya
LO ... Lillian Oppenheimer
MK unknown
NL Nathen Lissak
NS Noel Stanton
PR unknown
RH Robert Harbin
RMcL Raymond McLain
RT Richard Trewey
SR Samuel Randlett
TM Thelma Mason

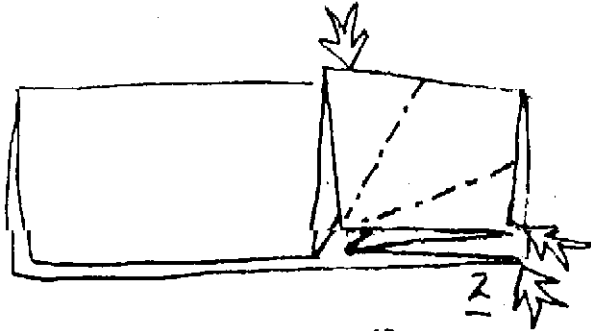
39

RHOADS BASE - SR


1X2 RECTANGLE



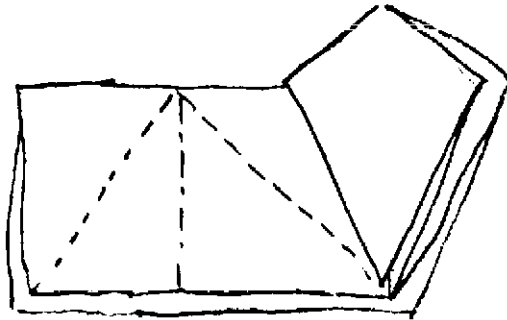
1



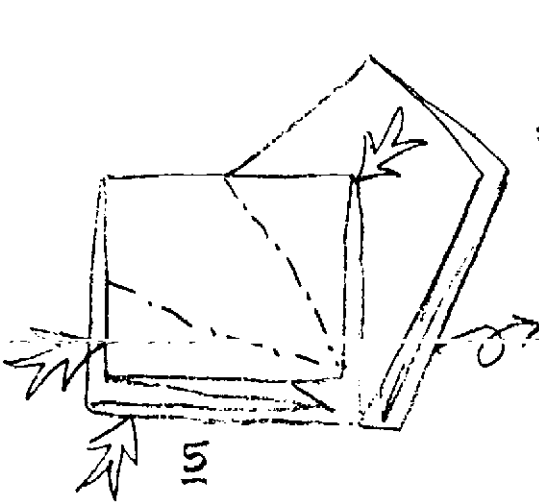
2



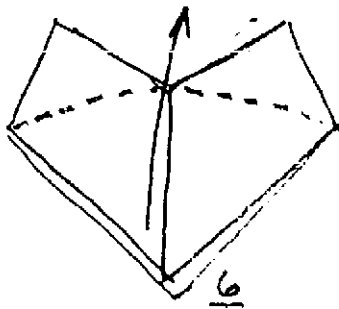
3



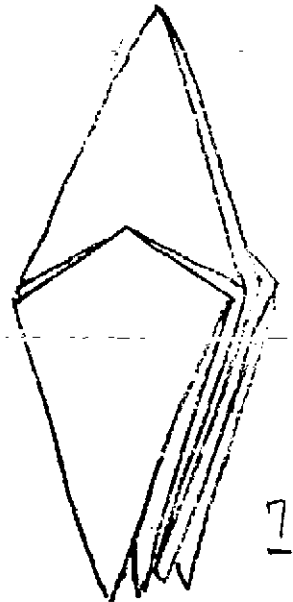
4



5



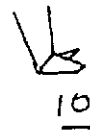
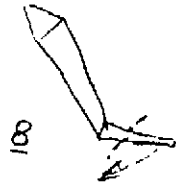
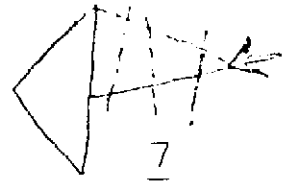
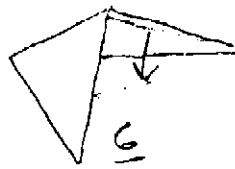
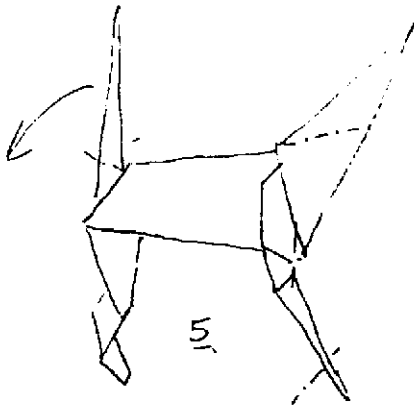
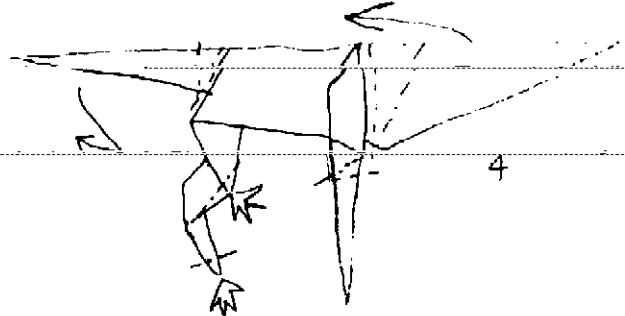
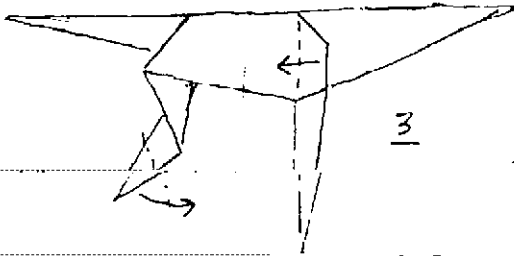
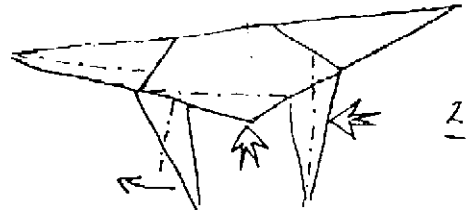


6



7

BABBOON N.E., 10/60


RHOADS' BASE



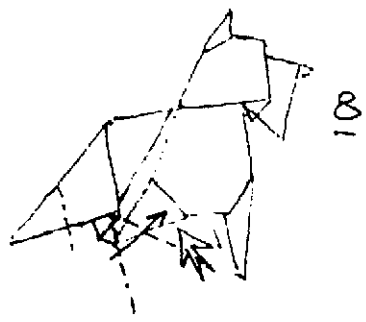



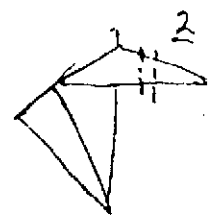
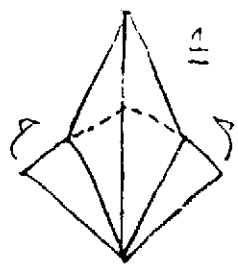
32

SCOTTIE N.E. 12/60

BIRD BASE



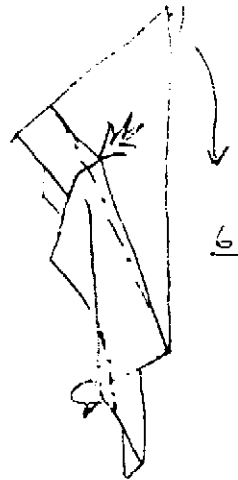
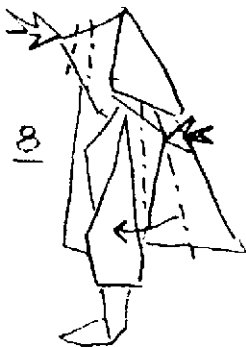
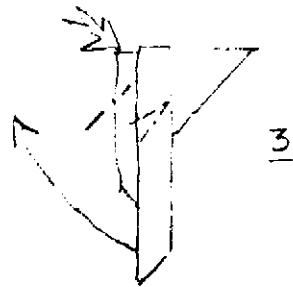
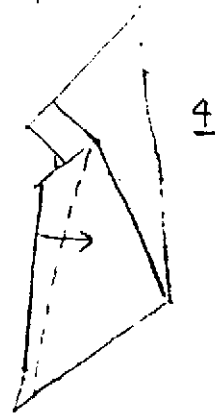
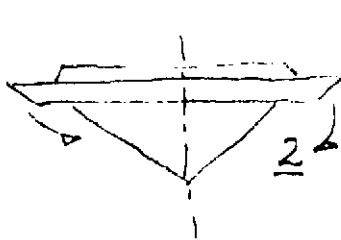

SEE ORIGIN 5



LM, VL, SR, AG, LO, FC, FR, RT, RH

196

GEO. WASHINGTON 1/61 N.E.

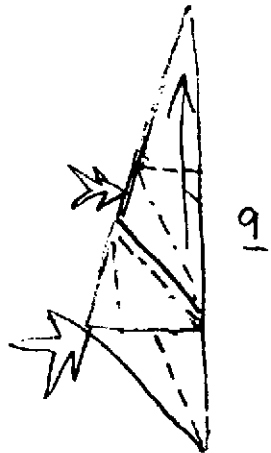
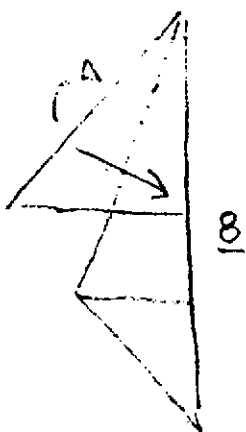
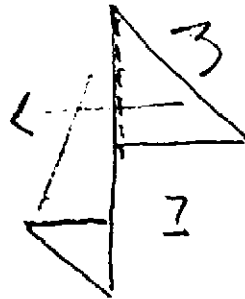
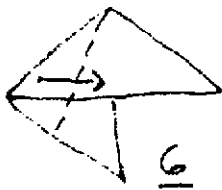
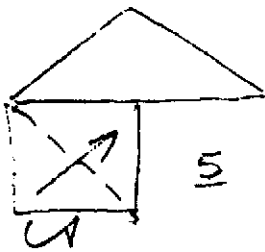

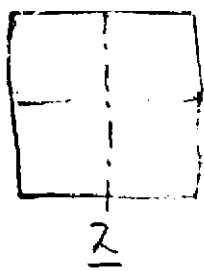
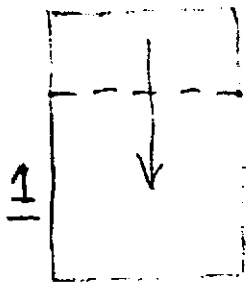


SR-

348

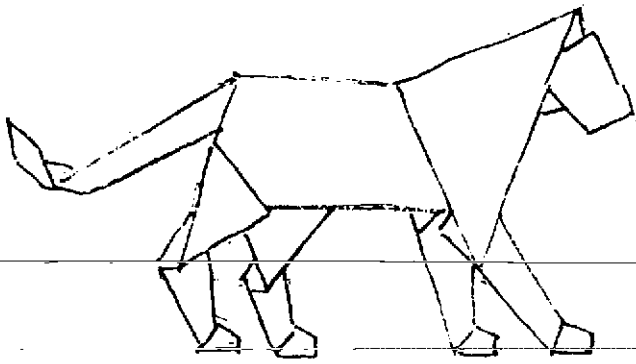
BEAR BASE A.C. 7/61

$1\frac{1}{2} \times 1$

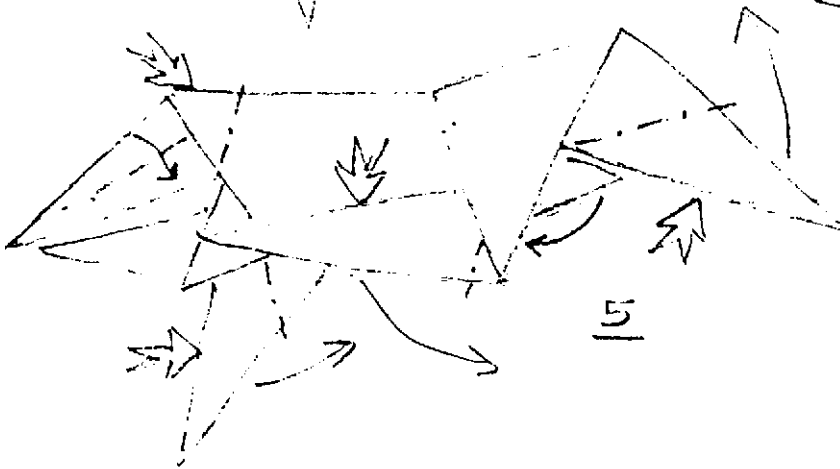
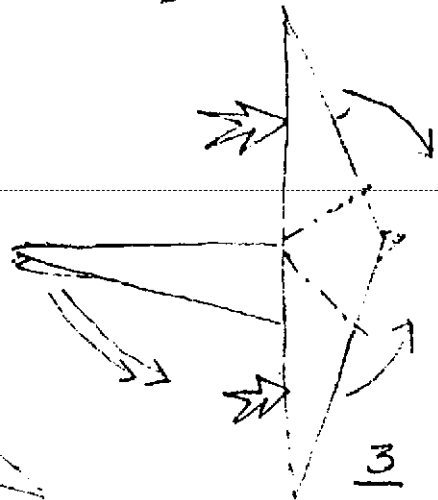
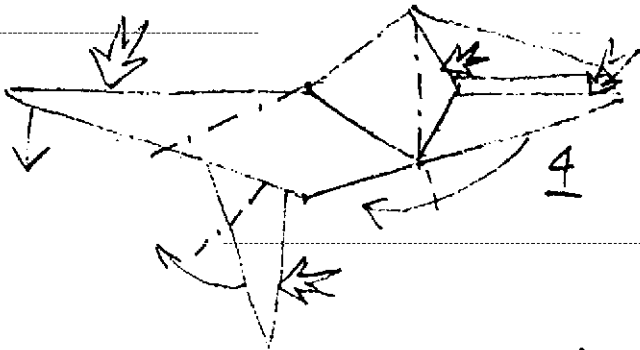
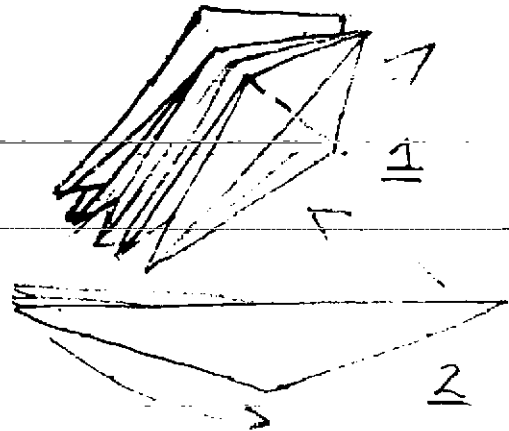


364

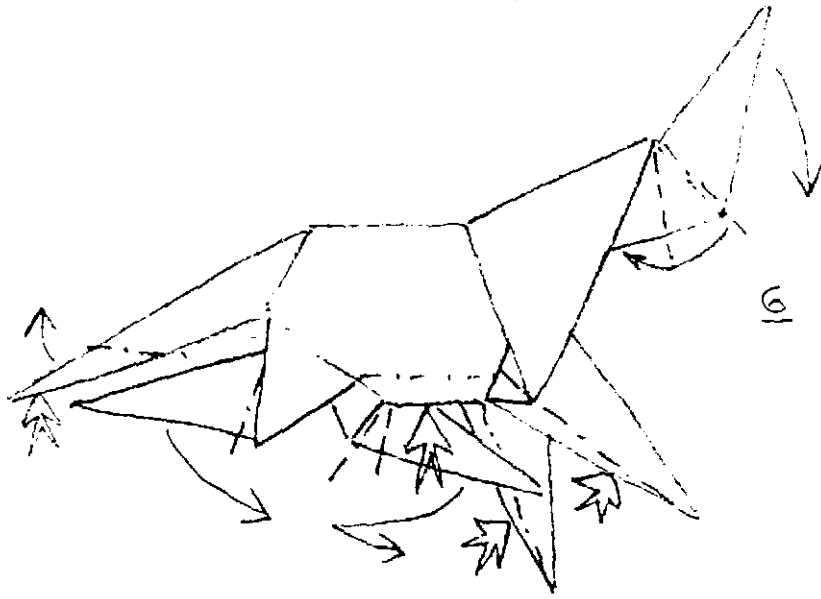
TIGER N.E. 9/61



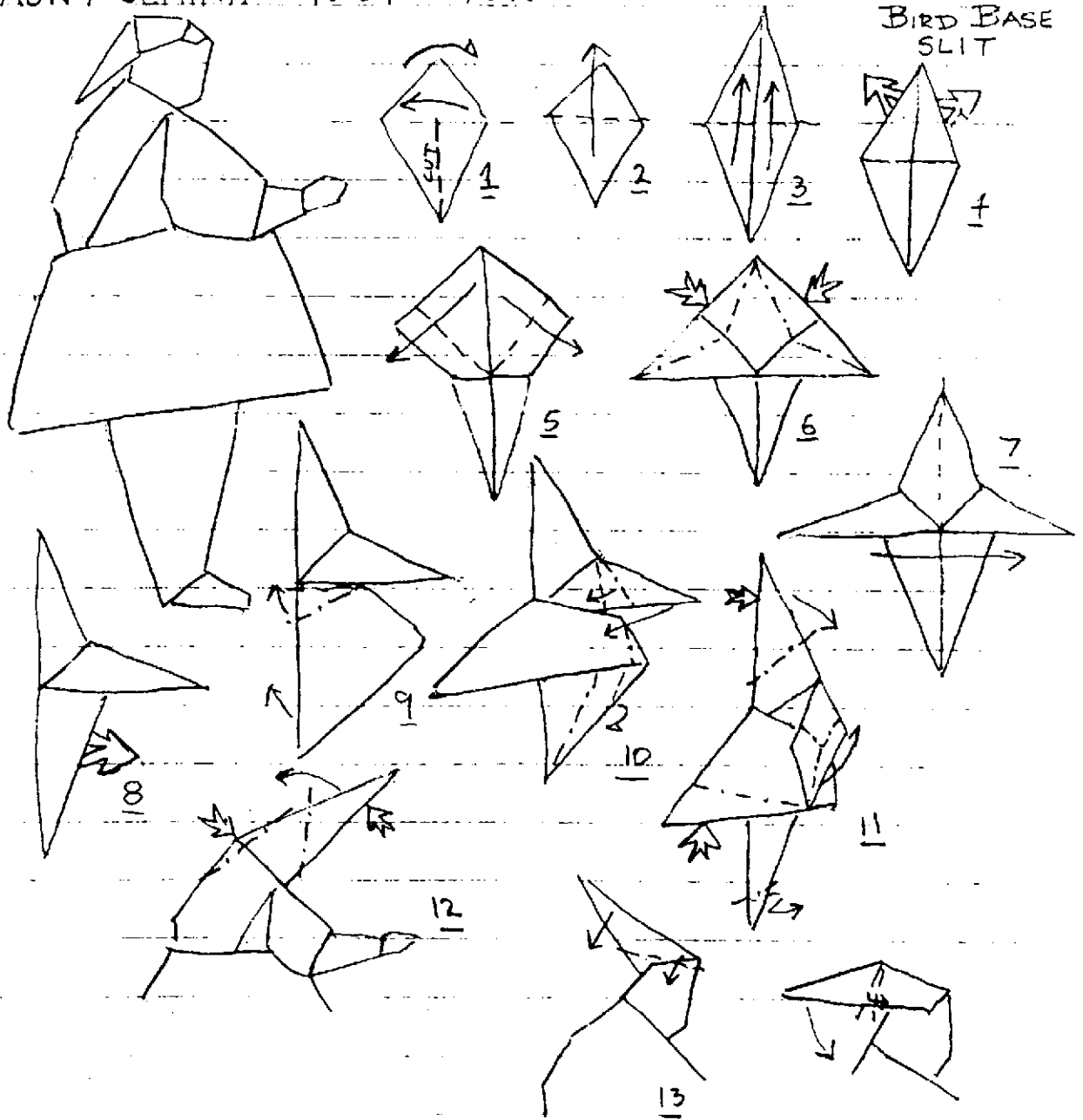
BASE 348 to
FIG 6 - THEN AS IN 103
PETAL ALL POINTS



AC-SR-NL-LO-Dr.B.






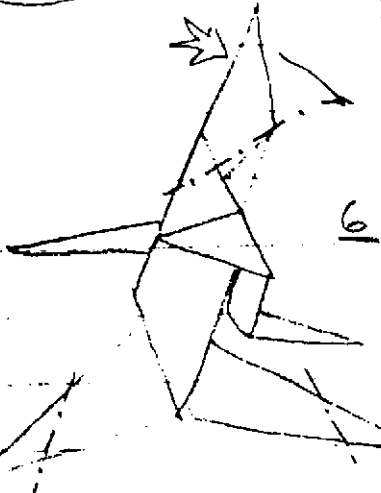
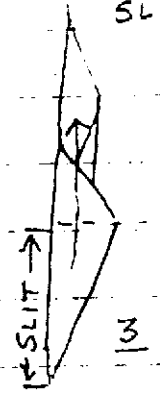
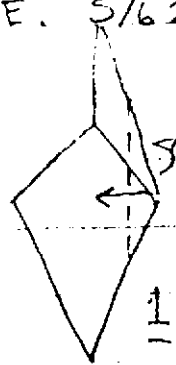
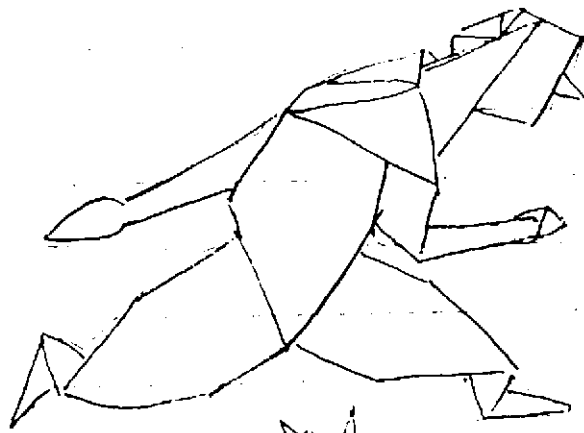
AUNT JEMIMA N.E. 5/62



THE BRITISH ARE COMING!

N.E. 5/62

BIRD BASE
SLIT



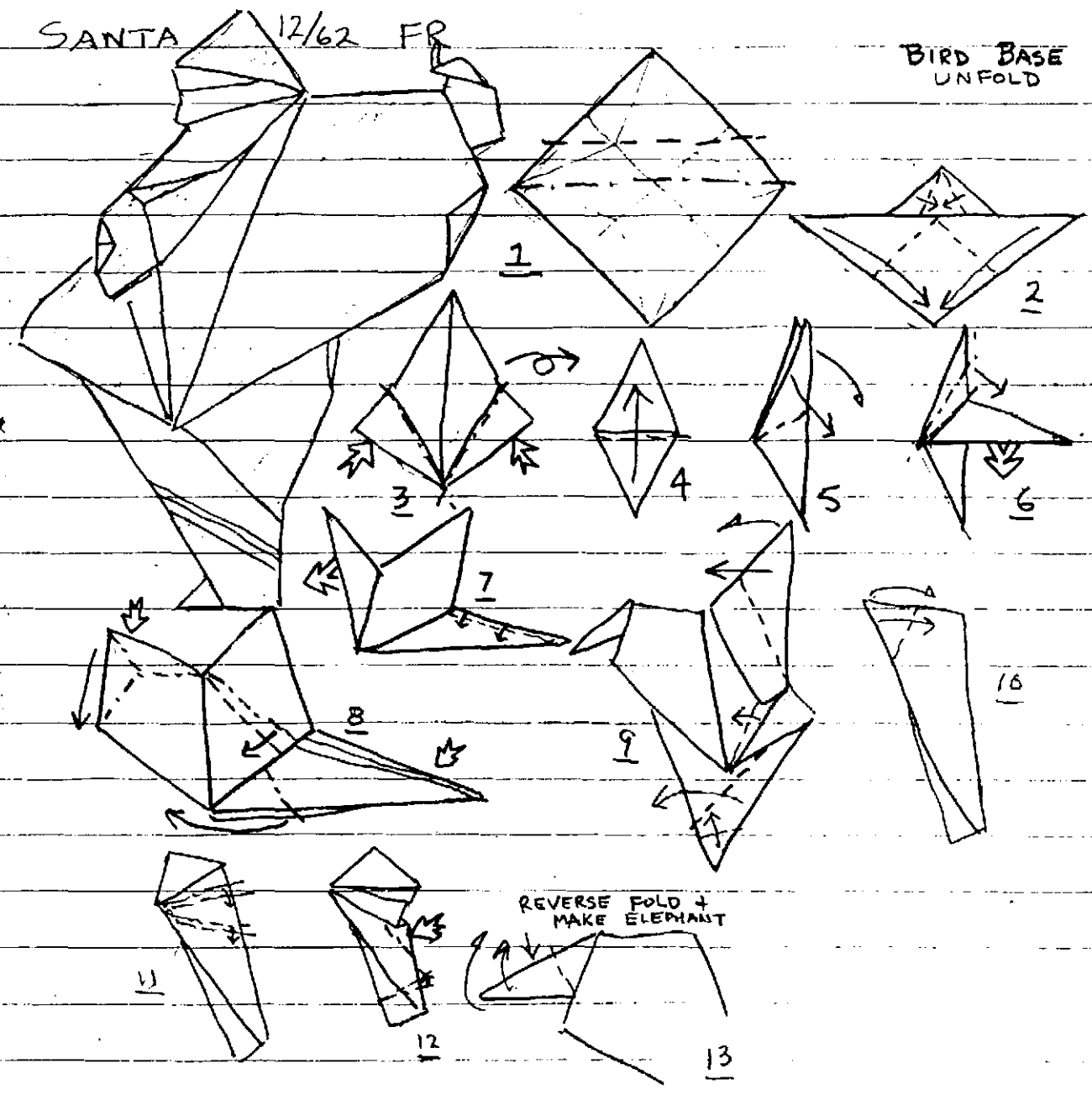
SEE 511 FIGS 7-8-9
FOR HEAD

SR-FR

579

SANTA 12/62 FR

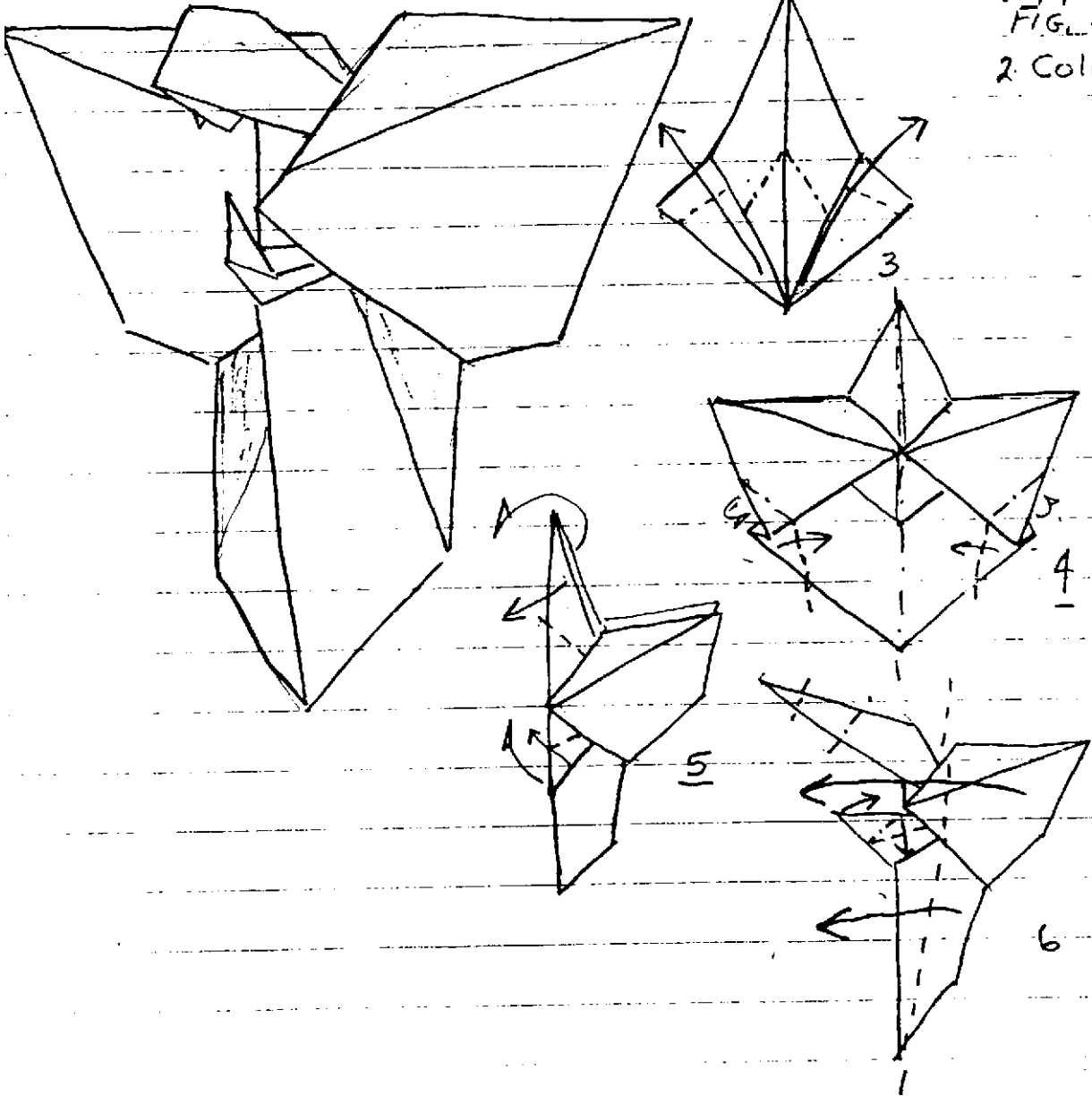
BIRD BASE UNFOLD



595

ANGEL N.E. 1/63

579 to
FIG. 3
2 COLOR



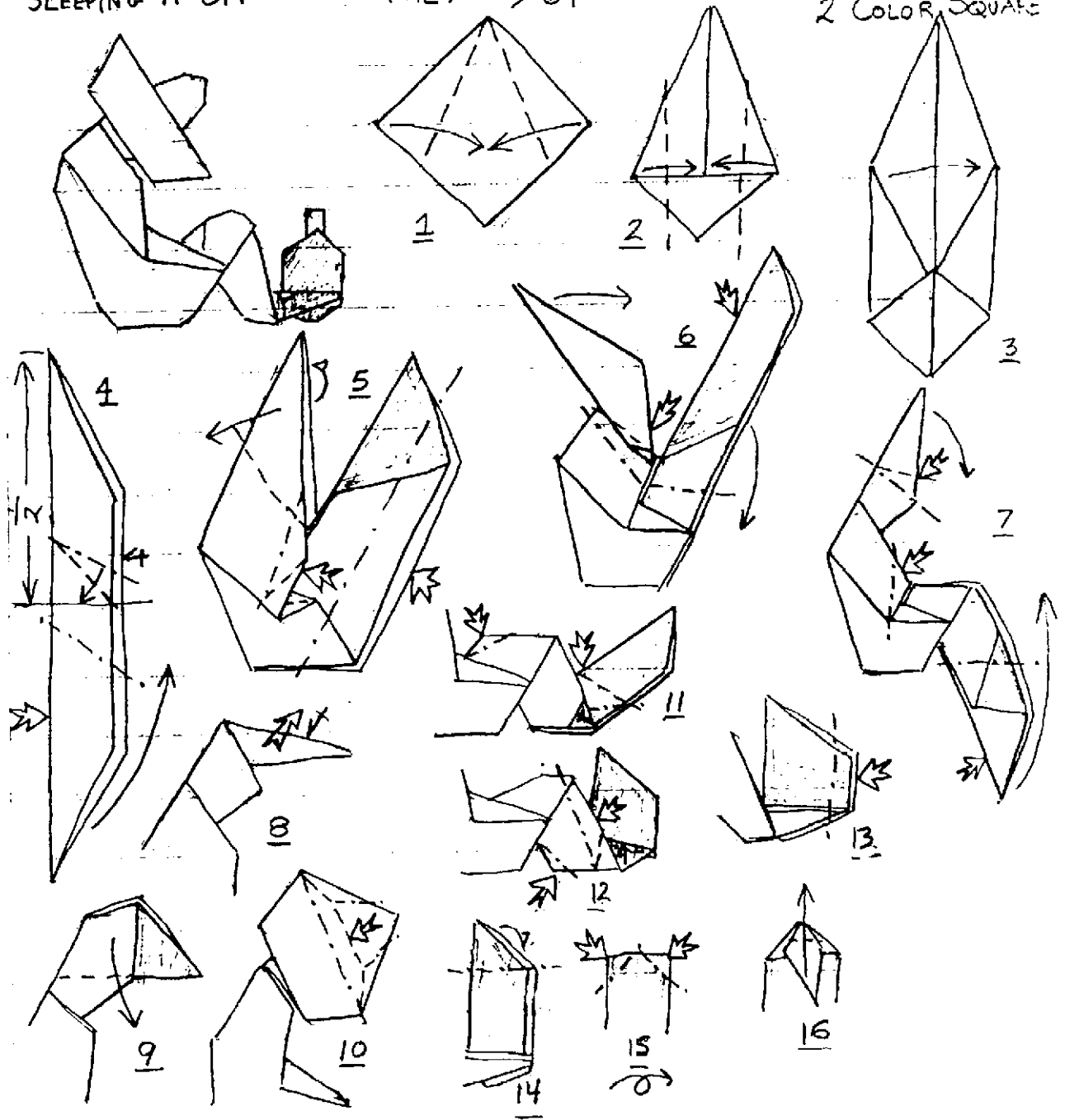
SR-FR-MK-JN-NL-HW

683
SEE 699

"SLEEPING IT OFF"

N.E. 5/64

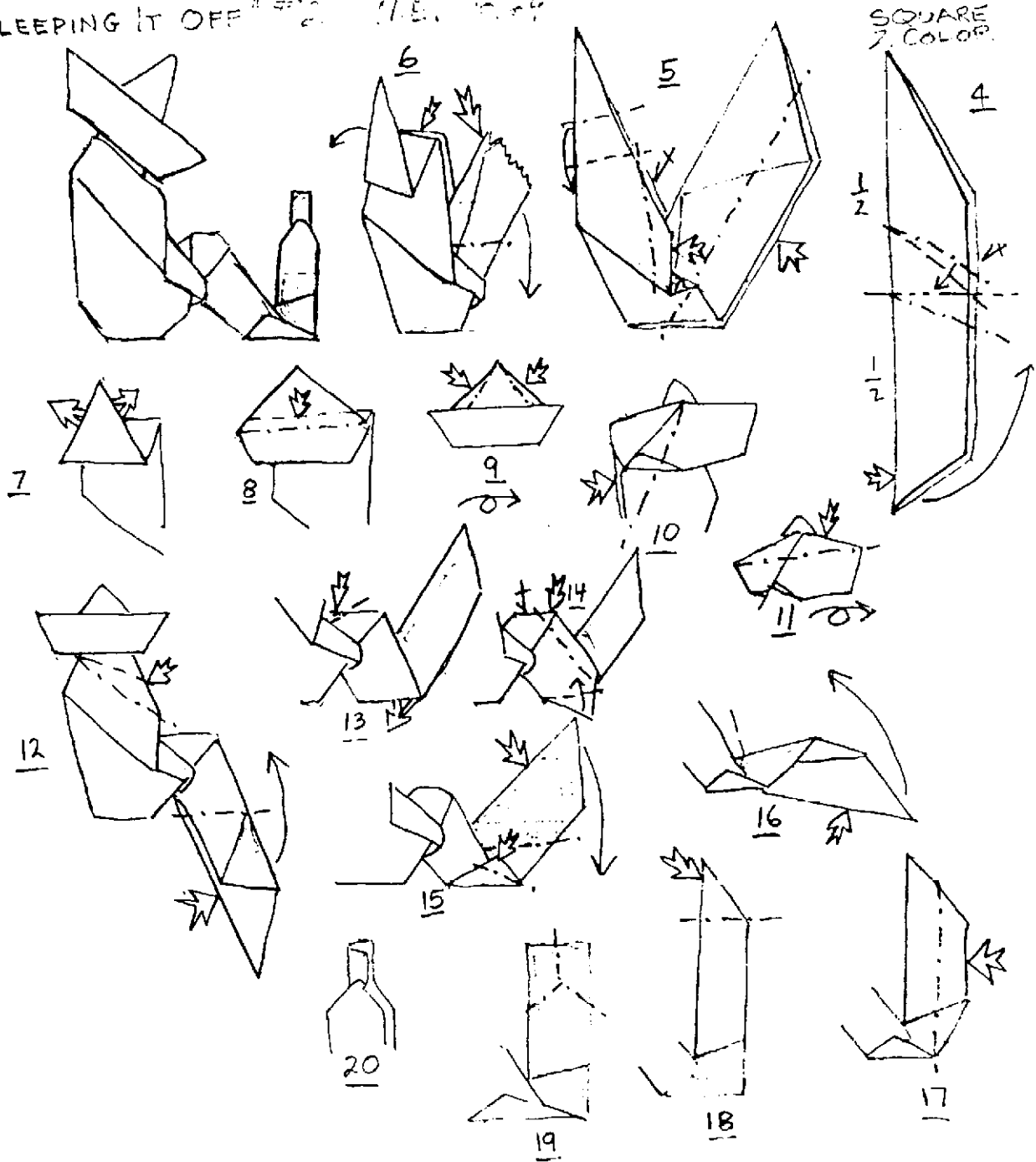
2 COLOR SQUARE



699

SEE 683 TO FIG 4

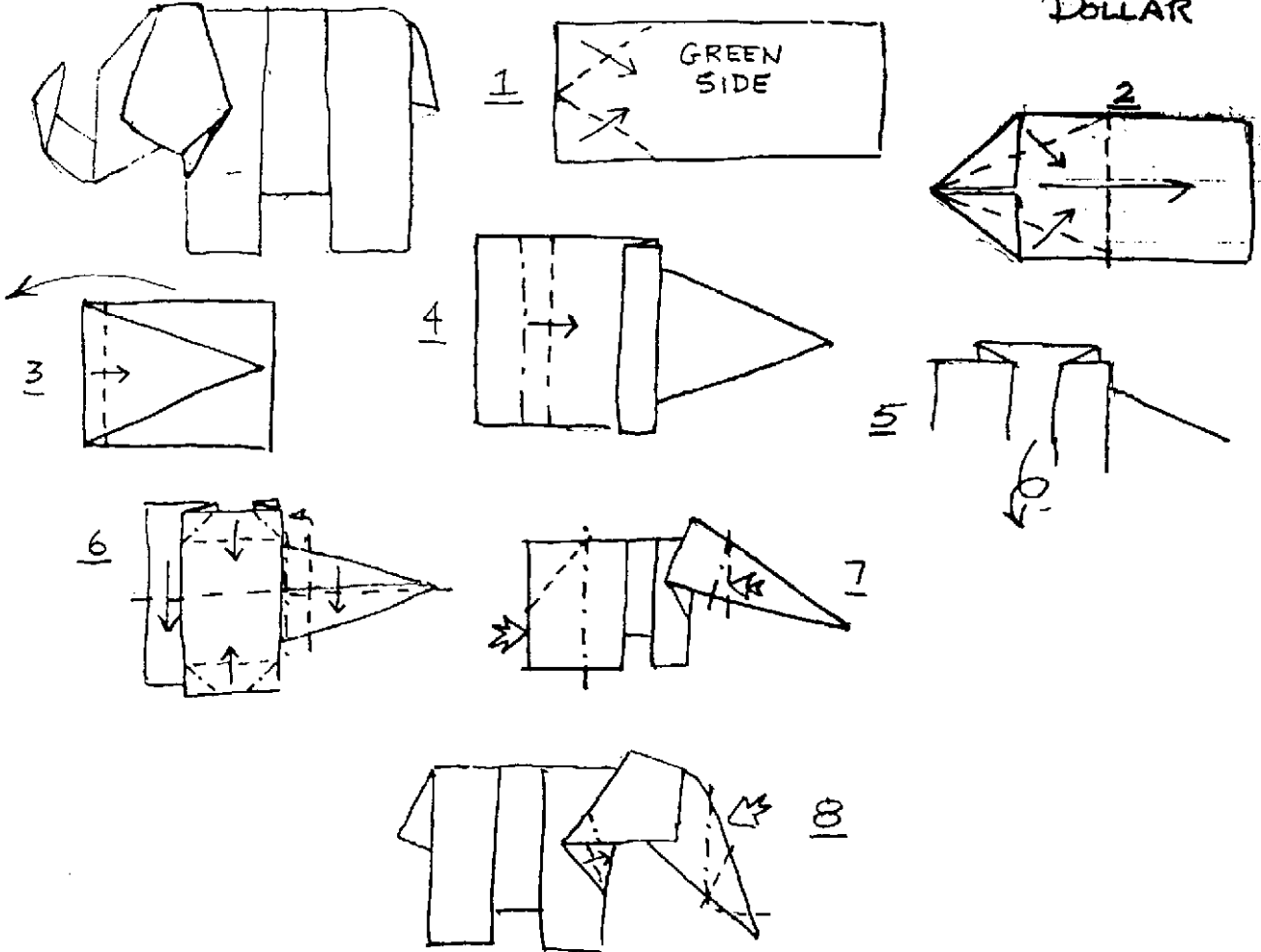
"SLEEPING IT OFF" #12 (SEE 684)



756

ELEPHANT N.E. 1/65

DOLLAR



PR-SR-FR-MK

BUDDHA 3D N.E. 2/67

1 1/2 x 1 □

